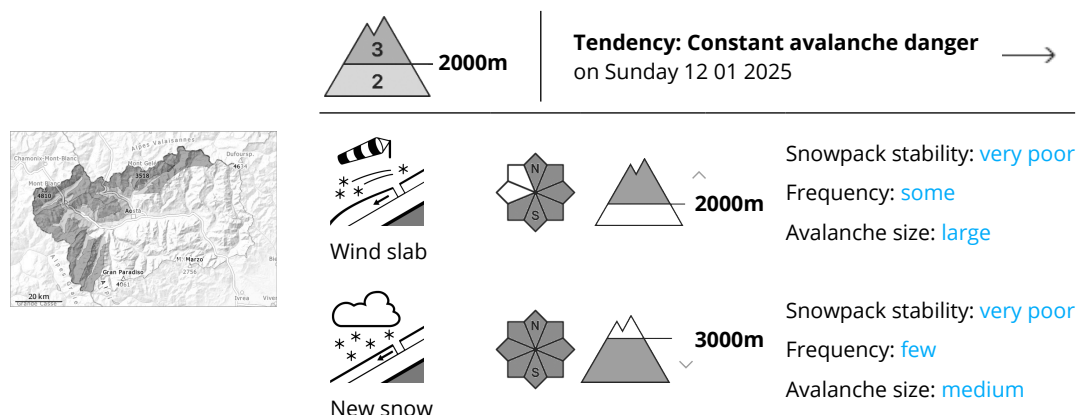


Danger Level 3 - Considerable



Wind slabs represent the main danger. Backcountry touring calls for experience in the assessment of avalanche danger and careful route selection.

As a consequence of the strong northwesterly wind, the snow drift accumulations will increase in size on Saturday. The avalanche prone locations are to be found in places that are some distance from ridgelines and in gullies and bowls, and behind abrupt changes in the terrain. The fresh snow of the last few days and very particularly the wind slabs can be released easily, even by a single winter sport participant, at intermediate and high altitudes, caution is to be exercised on very steep slopes at transitions from a shallow to a deep snowpack. In some places avalanches can be released in the new snow and wind slab layers and reach large size, in particular along the border with France.

As a consequence of new snow and wind more medium-sized and, in isolated cases, large natural avalanches are possible.

Weak layers in the old snowpack can be released especially by large additional loads especially between approximately 2700 and 3000 m. The avalanche prone locations are sometimes covered with new snow and are barely recognisable.

Whumpfung sounds are a clear indication.

Snowpack

Danger patterns

dp.6: cold, loose snow and wind

30 to 50 cm of snow, and up to 60 cm in some localities, has fallen since Tuesday above approximately 2200 m, in particular along the border with France. Up to 2200 m rain has fallen. The westerly wind has transported the new snow significantly. These weather conditions gave rise to unfavourable bonding of the old snowpack in some places in particular along the border with France below approximately 2500 m. Reports filed by observers and artificially triggered avalanches have confirmed the unfavourable bonding of the snowpack in particular between approximately 2000 and 2800 m.



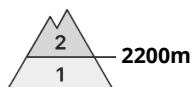
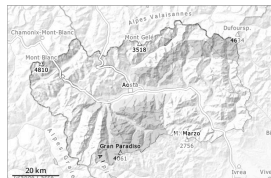
The snowpack will be generally subject to considerable local variations. In all aspects snow depths vary greatly above approximately 2000 m, depending on the influence of the wind.

Tendency

The weather will be cold. The wind will be light to moderate. In some localities increase in avalanche danger as a consequence of solar radiation.



Danger Level 2 - Moderate



Tendency: Constant avalanche danger →
on Sunday 12 01 2025



Wind slab



Snowpack stability: **poor**

Frequency: **some**

Avalanche size: **medium**

Fresh wind slabs require caution. Backcountry touring calls for restraint.

As a consequence of new snow and strong wind the wind slabs will increase in size additionally in the early morning. The fresh and somewhat older wind slabs can be released. These avalanche prone locations are to be found in gullies and bowls, and behind abrupt changes in the terrain and on very steep slopes. More mostly small dry avalanches are possible, in particular at the base of rock walls, and in extremely steep terrain.

Snowpack

Danger patterns

dp.6: cold, loose snow and wind

20 to 40 cm of snow, but less in some localities, has fallen since Tuesday above approximately 2000 m. The westerly wind has transported the new snow.

The weather conditions on Thursday gave rise to moistening of the snowpack below approximately 2200 m.

The northwesterly wind has transported the new snow.

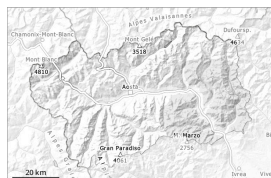
In all aspects snow depths vary greatly above approximately 2000 m, depending on the influence of the wind. At low and intermediate altitudes from a snow sport perspective, in most cases insufficient snow is lying.

Tendency

Slight decrease in avalanche danger as a consequence of the ceasing of precipitation.



Danger Level 1 - Low



Tendency: Constant avalanche danger →
on Sunday 12 01 2025



Wind slab



2300m

Snowpack stability: **poor**

Frequency: **few**

Avalanche size: **small**

Individual avalanche prone locations are to be found in extremely steep terrain at intermediate and high altitudes.

The sometimes storm force wind has transported only a little snow. In particular at intermediate and high altitudes mostly shallow wind slabs will form. Caution is to be exercised on extremely steep slopes, especially at transitions from a shallow to a deep snowpack, when entering gullies and bowls for example, in particular in the regions neighbouring those that are subject to danger level 2 (moderate). In these regions the avalanche prone locations are more prevalent. Restraint should be exercised because avalanches can sweep people along and give rise to falls.

Snowpack

2 to 10 cm of snow, but less in some localities, fell today above approximately 2000 m. 5 to 10 cm of snow has fallen since Tuesday above approximately 1800 m.

The snowpack will be generally subject to considerable local variations. In all aspects snow depths vary greatly above approximately 2200 m, depending on the influence of the wind. On steep sunny slopes below approximately 2600 m a little snow is lying. At low and intermediate altitudes from a snow sport perspective, in most cases insufficient snow is lying.

Tendency

The avalanche danger will persist.

