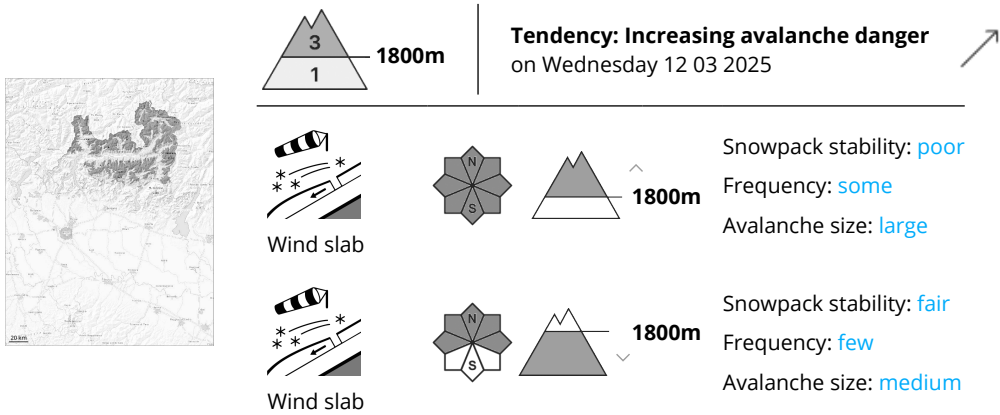


Danger Level 3 - Considerable



New snow and wind slabs represent the main danger.

Gradual increase in danger of dry and wet avalanches as a consequence of the new snow. The avalanche prone locations are to be found in particular on steep sunny slopes above approximately 1800 m and in gullies and bowls, and behind abrupt changes in the terrain. Wind-loaded slopes where weaknesses exist in the old snowpack are unfavourable. Avalanches can occur easily or triggered naturally.

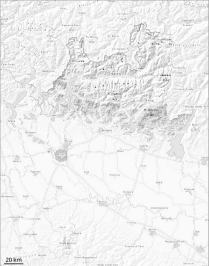
Snowpack

Danger patterns dp.6: cold, loose snow and wind dp.1: deep persistent weak layer

The new snow is lying on the unfavourable surface of an old snowpack in particular on steep sunny slopes above approximately 2000 m. In the course of the day sometimes deep wind slabs formed especially adjacent to ridgelines and in gullies and bowls. Also shady slopes where weaknesses exist in the old snowpack are dangerous.



Danger Level 2 - Moderate




2


1

1300m


Tendency: Increasing avalanche danger


on Wednesday 12 03 2025





New snow





1300m

Snowpack stability: fair

Frequency: some

Avalanche size: medium

Dry and moist avalanches are possible already during the day.

The new snow and wind slabs can be released naturally in all aspects.

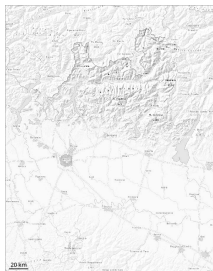
Snowpack

Danger patterns dp.6: cold, loose snow and wind dp.2: gliding snow


In many cases new snow and wind slabs are lying on a moist old snowpack.



Danger Level 1 - Low



Tendency: Increasing avalanche danger
on Wednesday 12 03 2025



Wet snow



Snowpack stability: **fair**

Frequency: **few**

Avalanche size: **small**

Moist and wet avalanches are possible.

As a consequence of the precipitation individual small moist and wet avalanches are possible.

Snowpack

Danger patterns

dp.10: springtime scenario

The snowpack will become in most cases wet all the way through.

