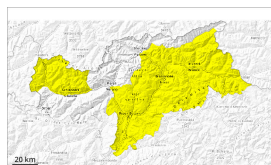


Danger Level 2 - Moderate



Tendency: Constant avalanche danger →
on Thursday 13 03 2025



Wind slab



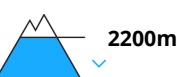
Snowpack stability: **poor**

Frequency: **some**

Avalanche size: **medium**



Wet snow



Snowpack stability: **poor**

Frequency: **some**

Avalanche size: **small**

Fresh wind slabs at high altitude. Gliding avalanches and moist snow slides are possible.

As a consequence of a sometimes strong wind from southerly directions, avalanche prone wind slabs will form. Caution is to be exercised in particular on very steep shady slopes adjacent to ridgelines and in gullies and bowls at high altitudes and in high Alpine regions.

Moist loose snow avalanches are possible below approximately 2200 m. In the event of prolonged bright spells this applies on extremely steep slopes. Mostly the avalanches are small and can be released by a single winter sport participant.

As a consequence of the moist air there will be an increase in the danger of gliding avalanches. Caution is to be exercised in particular on steep grassy slopes.

Weak layers in the old snowpack can be released in very isolated cases. The avalanche prone locations are to be found in particular on extremely steep shady slopes above approximately 2400 m. Avalanches can reach medium size in isolated cases.

Snowpack

Danger patterns

dp.6: cold, loose snow and wind

dp.10: springtime scenario

Up to 10 cm of snow, and even more in some localities, will fall. This applies at high altitudes and in high Alpine regions. The wind will transport the new snow and, in some cases, old snow as well. The fresh wind slabs are lying on soft layers on shady slopes at elevated altitudes.

Outgoing longwave radiation during the night will be barely evident. The surface of the snowpack will soften during the day. This applies at low and intermediate altitudes.

Faceted weak layers exist in the bottom section of the snowpack on west, north and east facing slopes.

Only a small amount of snow is lying for the time of year.

Tendency



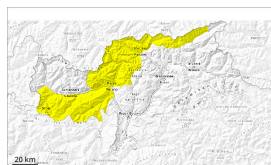
Fresh wind slabs represent the main danger. In some localities up to 10 cm of snow, and even more in some localities, will fall.



Danger Level 2 - Moderate



Tendency: Increasing avalanche danger
on Thursday 13 03 2025



Wind slab



2200m

Snowpack stability: **poor**

Frequency: **some**

Avalanche size: **medium**



Wet snow



2200m

Snowpack stability: **poor**

Frequency: **some**

Avalanche size: **small**

Fresh wind slabs are to be evaluated critically. Gliding avalanches and moist snow slides are possible.

The avalanche danger is within the upper range of danger level 2 (moderate). As a consequence of a sometimes strong wind from southerly directions, avalanche prone wind slabs will form. Caution is to be exercised in particular on very steep shady slopes adjacent to ridgelines and in gullies and bowls at high altitudes and in high Alpine regions. Small and, in isolated cases, medium-sized natural avalanches are possible.

Moist loose snow avalanches are possible below approximately 2200 m. In the event of prolonged bright spells this applies on extremely steep slopes. Mostly the avalanches are small and can be released by a single winter sport participant.

As a consequence of the moist air there will be an increase in the danger of gliding avalanches. Caution is to be exercised in particular on steep grassy slopes.

Weak layers in the old snowpack can be released in very isolated cases. The avalanche prone locations are to be found in particular on extremely steep shady slopes above approximately 2400 m. Avalanches can reach quite a large size.

Snowpack

Danger patterns

dp.6: cold, loose snow and wind

dp.10: springtime scenario

Up to 25 cm of snow, and even more in some localities, will fall. This applies at high altitudes and in high Alpine regions. The wind will transport the new snow and, in some cases, old snow as well. The fresh wind slabs are lying on soft layers on shady slopes at elevated altitudes.

Outgoing longwave radiation during the night will be barely evident. The surface of the snowpack will soften during the day. This applies at low and intermediate altitudes.

Faceted weak layers exist in the bottom section of the snowpack on west, north and east facing slopes. Only a small amount of snow is lying for the time of year.



Tendency

Fresh wind slabs represent the main danger. In some localities up to 10 cm of snow, and even more in some localities, will fall. Further increase in avalanche danger.

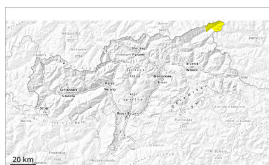


Danger Level 2 - Moderate



Tendency: Constant avalanche danger →

on Thursday 13 03 2025



Wet snow



2200m

Snowpack stability: **poor**

Frequency: **some**

Avalanche size: **small**



Wind slab



2200m

Snowpack stability: **poor**

Frequency: **some**

Avalanche size: **medium**

Gliding avalanches and moist snow slides are possible. Fresh wind slabs at high altitude.

Moist loose snow avalanches are possible below approximately 2200 m. In the event of prolonged bright spells this applies on extremely steep slopes. Mostly the avalanches are small and can be released by a single winter sport participant.

As a consequence of the moist air there will be an increase in the danger of gliding avalanches. Caution is to be exercised in particular on steep grassy slopes.

As a consequence of a sometimes strong wind from southerly directions, avalanche prone wind slabs formed. Caution is to be exercised in particular on very steep shady slopes adjacent to ridgelines at high altitudes and in high Alpine regions.

Weak layers in the old snowpack can be released in very isolated cases. The avalanche prone locations are to be found in particular on extremely steep shady slopes above approximately 2400 m. Avalanches can reach medium size in isolated cases.

Snowpack

Danger patterns

dp.10: springtime scenario

dp.6: cold, loose snow and wind

Up to 10 cm of snow, and even more in some localities, has fallen. This applies at high altitudes and in high Alpine regions. The wind will transport the new snow and, in some cases, old snow as well. The fresh wind slabs are lying on soft layers on shady slopes at elevated altitudes.

Outgoing longwave radiation during the night will be barely evident. The surface of the snowpack will soften during the day. This applies on very steep sunny slopes, as well as on shady slopes at low and intermediate altitudes.

Faceted weak layers exist in the bottom section of the snowpack on west, north and east facing slopes. Only a small amount of snow is lying for the time of year.



Tendency

In some localities up to 10 cm of snow will fall. The sometimes strong wind will transport the new snow.

